

12" inch Flower Quilt Block

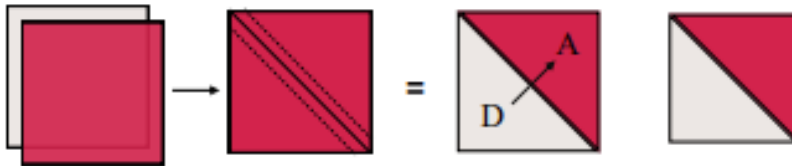


12" Size Cutting Chart

Piece A:	(2) 4" squares
Piece B:	(8) 3 1/2" squares
Piece C:	(4) 2" squares
Piece D:	(2) 4" squares
Piece E:	(8) 2" squares
Piece F:	(2) 2" x 6 1/2" rectangles
Piece G:	(2) 2" x 3 1/2" rectangles
Piece H:	(4) 1 1/2" squares
Piece I:	(1) 3 1/2" square

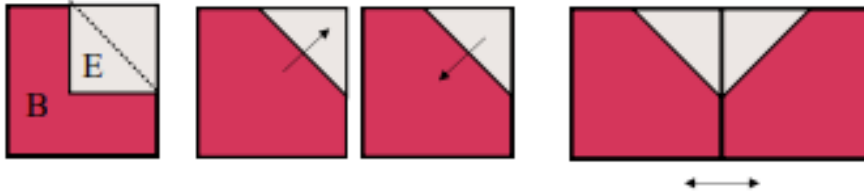
Make the half square triangle (HST) units

- Draw a diagonal line on the wrong side of the 4" white (D) squares. Place this square RST with the dark pink 4" (A) square and stitch 1/4" on each side of the diagonal line.
- Cut apart on the diagonal line. Press towards the pink.
- Trim to 3 1/2" square. Make 4 HST's.



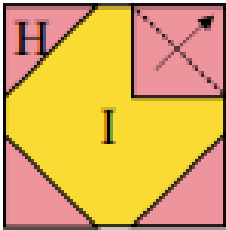
Make blossom petals

- Draw a diagonal line on the wrong side of each 2" white (E) square. Place this square RST onto one corner of a dark pink 3 1/2" (B) square. Stitch on the diagonal line.
- Trim seam allowance. Repeat for all 8 units.
- Press four of the seams to the outside and four of the seams to the inside (this will give you nesting seams).
- Stitch the above units into pairs, nesting the seams. Press open. Make 4 pairs.




Make blossom center

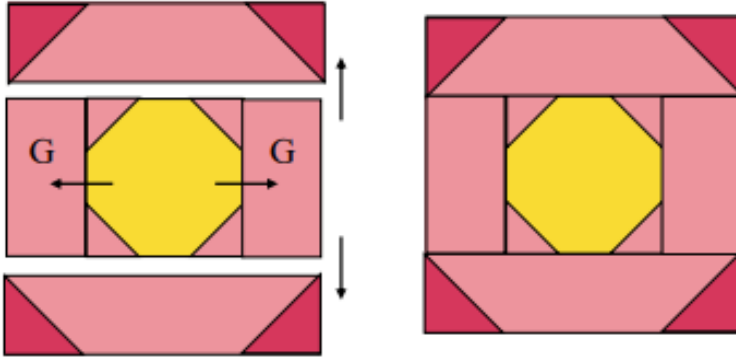
- Draw a diagonal line on the wrong side of each 1 1/2" pink (H) square. Place this square RST onto a corner of the yellow 3 1/2" (I) square. Stitch on the diagonal line. Repeat for all four corners.
- Trim seam allowances. Press.



- Draw a diagonal line on the wrong side of each 2" dark pink (C) square. Place this square RST onto a corner of a light pink 2 x 6 1/2" (F) rectangle. Stitch on the diagonal line. Repeat for both corners.
- Trim seam allowances. Press. Make 2



- Sew a $2 \times 3 \frac{1}{2}$ " (G) rectangle to opposite sides of the $3 \frac{1}{2}$ " yellow blossom center unit.
- Press seams toward G.
- Sew the pieced rectangle unit from above to the top and bottom of the blossom center. Press seams out.



Assemble block

Arrange the HST units, petal units and blossom center unit as shown. Sew into rows. Press.

Sew rows together. Press open or to the side.

Block should measure 12" square.

