

## March Block of the Month

Materials:


8 3.5" squares of Colour A

8 3.5" squares of Colour B


\*note\* these are the essential materials for each block, so you can cut several blocks worth of fabric at once to save time!

Create your blocks, following the same procedure as last week. You should end up with 16 2.5" squares.


Block 1:




Row 1:




Row 2:




Row 3:




Row 4:




Block 2:




Row 1:




Row 2:



Row 3:




Row 4:




Block 3:




Row 1:




Row 2:



Row 3:




Row 4:




Block 4:



Row 1:




Row 2:



Row 3:



Row 4:




Block 5:




Row 1:






Row 2:



Row 3:




Row 4:




Block 6




Row 1:



Row 2:



Row 3:



Row 4:

